

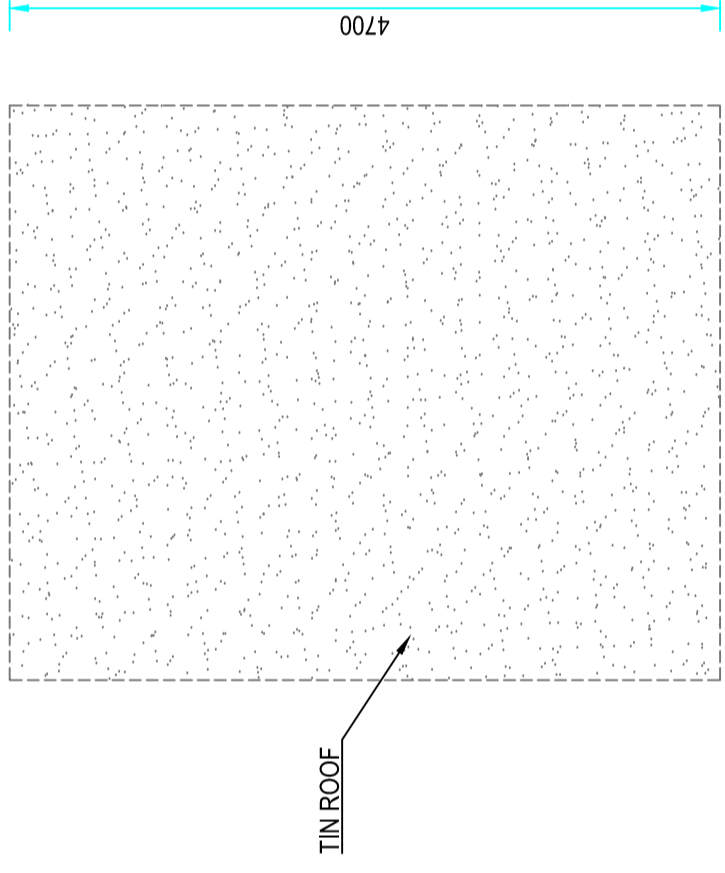
NOTES

All Dimensions in mm.
All Dimensions to be checked on site

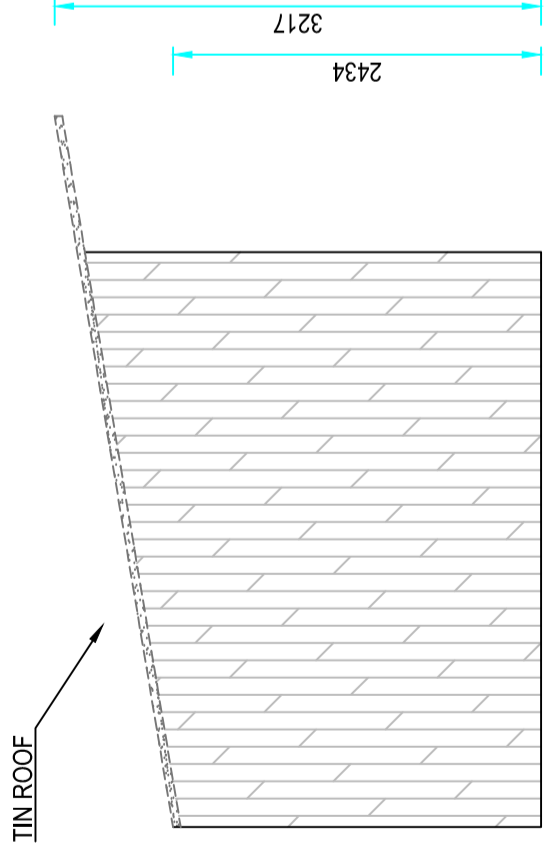
REVISIONS

Rev	Description	Date	By	Checked
-	-	-	-	-


Jump shed elevations




Roof plan



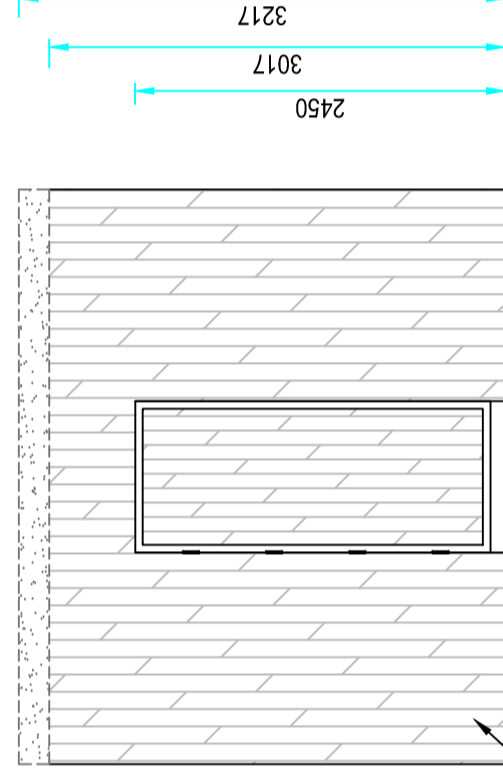
West elevation



North elevation



East elevation



South elevation

Client: MR & MRS DAVIS
Site: BOTLEY ROAD
CHILWORTH

Scale 1:50 @ A2
Dwg No. DRE - D
Sheet 8
Drawn by D. SIMCOCK
Date 08/06/2022
Checked by T.D.
Date 09/06/2022



18 Monks Brook Park
School Close, Chandlers Ford,
Eastleigh, Hampshire,
SO53 4PA
T: 023 8027 3737
E: sales@hpcontracts.co.uk
W: www.hpcontracts.co.uk

HPcontracts does not warrant the accuracy of the data and design details contained herein. The use of the information provided is at the user's discretion and the user shall be responsible for any errors, omissions or other issues which may arise in any way attributable to the use or adaptation of such data and/or design details. HPcontracts reserves the right to amend the information shown on this drawing at any time without notice.

Copyright Reserved



TIMBER FRAME WITH TIMBER CLADDING ALL SIDES